

Recessed downlight - microprismatic diffuser pane - direct wide distribution

Enclosure of die-cast aluminium painted in RAL 9016 traffic white, with driver, wired ready for operation, aluminium heat sink for effective passive cooling and recessed micro-prismatic diffuser pane to break up the ceiling appearance. With fastening springs for installation without tools, suitable for ceiling thickness of 10mm – 20mm. Housing colour white; Direct, wide light distribution by means of a microprismatic diffuser with textured surface. Integrated LED driver with luminaire wired ready for operation. Electrical connection via 1.0m long connection cable, 2x0.75mm². Recommended surface-mounting accessory RDES-AR 230 must be ordered separately. Adapter rings are available on request for installation in individual ceiling openings. Special accessory, cover for ceiling cut-out dimensions 240-260 mm on request.

## CHARACTERISTICS

Order number	37673114170
EAN number	4020863469758
Commodity code	94051190
Certification mark	IP 44/20, Protection class II, F, Indoor, CE
Impact resistance (IK rating)	IK02
Ambient temperatur	ta 25°C
Warranty period	5 years

## ELECTRICAL ENGINEERING

Controller	Electronic driver (1 pcs.)
System output	16W
Mains voltage	230V/50Hz
Circuit breakers (inrush current)	14 pieces/B10, 24 pieces/B16, 24 pieces/C10, 40 pieces/C16
Energy efficiency class/light source	C

## LIGHTING TECHNOLOGY

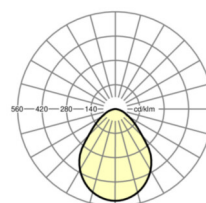
Placement	LED, Colour rendering/Light colour CRI ≥ 80 / 3000K
Colour tolerance (MacAdam)	3SDCM
Photobiological safety (Luminaire)	RG0
Nominal luminous flux	1861lm
LED service life	50000h L80/B50 (Tq 25°C)
Luminaire luminous efficiency	116lm/W
Beam angle	85°
UGR lat./long.	22.3 / 22.3

## MECHANICS

Housing colour	white
Dimensions (LxWxDxH)	230mm x 59mm
Depth	59mm
Ceiling system	cut-out ceilings [AD]
Ceiling cut-out (LxW/D)	215mm
Installation depth	110mm [AD]
Weight (net)	1.21kg
Type of installation	Ceiling-mounted single installation, Ceiling installation individual mounting

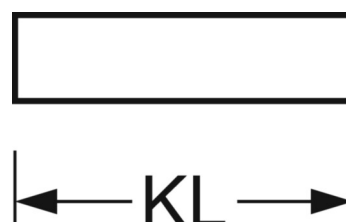
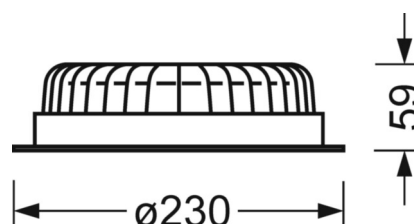
## DEEP-LINK

<https://www.regiolux.de/en/article/37673114170>



Reference  
ηLB  
Φ ↓/↑  
UGR lat./long.

LED 1900lm 830  
100 %  
100 % / 0 %  
22.3 / 22.3



Dimensions

H	59 mm	Height
D	230 mm	Diameter
T	59 mm	Depth
DA	215 mm	Cutting dimension diameter
DS min	10 mm	Ceiling thickness minimum
DS max	20 mm	Ceiling thickness maximum
Et(AD)	110 mm	Ceiling distance minimum (cut-out ceiling)
KL	145 mm	Length luminaire head or box for ballasts
KB	43 mm	Width luminaire head or box for ballasts
KH	30 mm	Height luminaire head or box for ballasts

